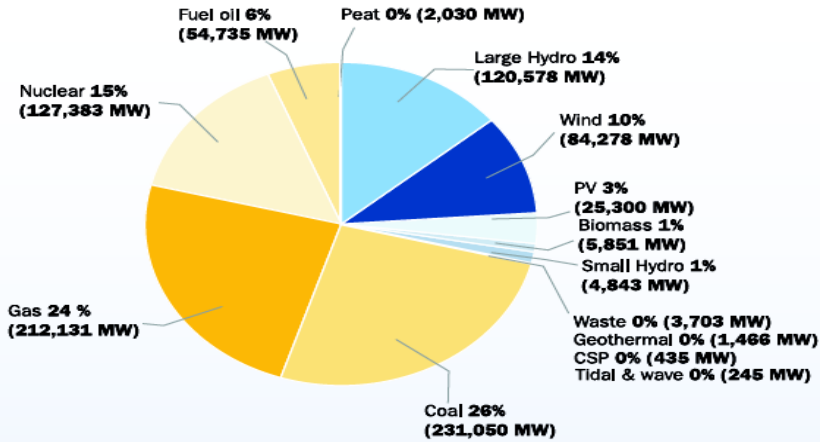


En Europe



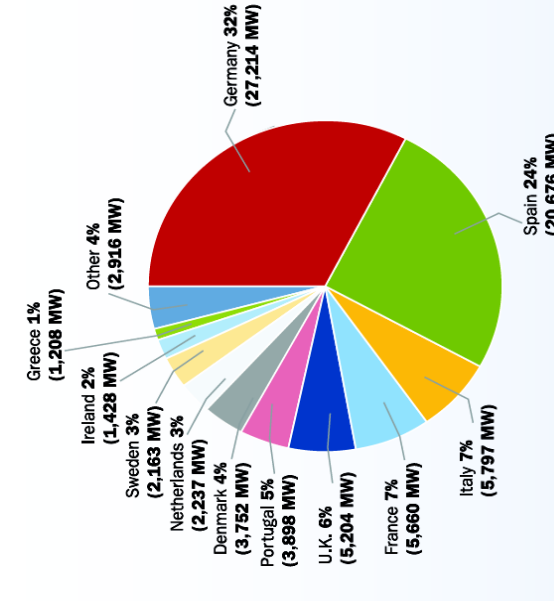
EU POWER CAPACITY MIX 2010

FIGURE 2.4



EU MEMBER STATE MARKET SHARES FOR TOTAL INSTALLED CAPACITY AT END 2010. TOTAL 84,074 MW

FIGURE 3.6

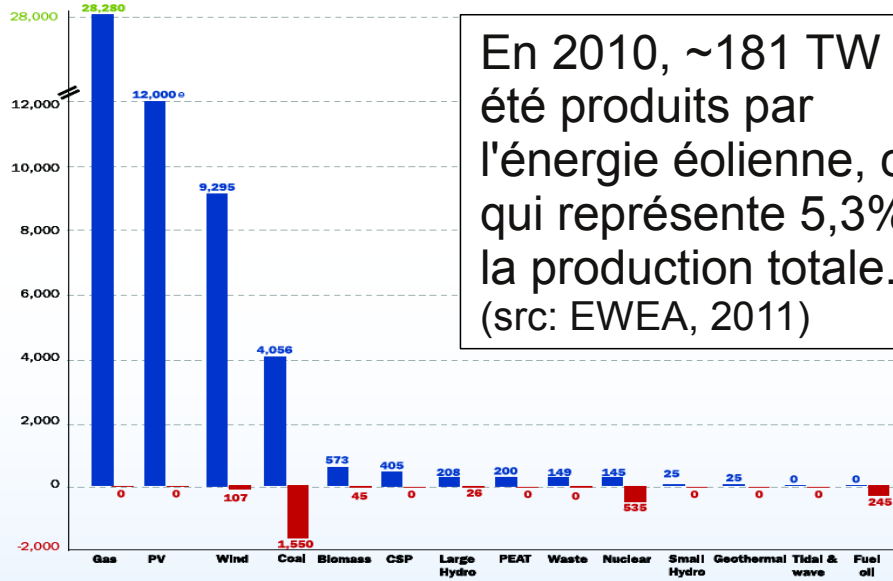


GERMANY, SPAIN AND DENMARK'S SHARE OF EU MARKET (MW)

FIGURE 3.3

NEW INSTALLED CAPACITY AND DECOMMISSIONED CAPACITY IN MW. TOTAL 52,820 MW

FIGURE 1.2



En 2010, ~181 TW ont été produits par l'énergie éolienne, ce qui représente 5,3% de la production totale. (src: EWEA, 2011)

